



**FLUSHFRONT: 2 1/2" X 4 1/2" THERMALLY BROKEN
WINDOW WALL, OFFSET GLAZED FOR 1" GLASS**

1. General Description.

Work included: The glazing contractor shall furnish all necessary labor, materials and equipment for the complete installation of aluminum framing called for in the contract documents.

Drawings and Specifications are based on Pacific Aluminum Series 738 Flushfront thermally broken window wall, offset glazed for 1" glass.

2. Materials.

Extrusions shall be 6063-T5 alloy and temper, thermally broken by a two part chemically cured high density polyurethane. Fasteners, where exposed will be aluminum, stainless steel or other non-corrosive material. Perimeter anchors shall be cadmium plated steel. Glazing gaskets shall be E.P.D.M. extrusion.

3. Performance Requirements.

Air Infiltration: System shall be tested in accordance with ASTM E283-91. Infiltration shall not exceed .06 CFM per square foot of fixed area when tested at 6.24 P.S.F.

Water Infiltration: System shall be tested in accordance with ASTM E331-96. No water penteration shall occur at a test pressure of 8 P.S.F.

Structural Performance: System shall be tested in accordance with ASTM E330-90. Maximum deflection shall be 1/175 of span at a wind load of _____ P.S.F. (Architect specify wind load)

Thermal Performance: System shall be tested in accordance with AAMA 1503.1-88.

5. Finish.

All exposed surfaces shall be free of scratches and other serious blemishes. Finish shall be manufacturers standard _____ (Clear anodized, Bronze anodized or White polyester paint) or custom painted _____ (select one)

(Architect to provide color and specification)

6. Fabrication

The framing system shall be flush glazed on all sides with no projecting glazing stops. Entrance framing shall be compatible with glass framing. System shall provide for internal water drainage into an aluminum sill channel that drains to the exterior through weep holes.

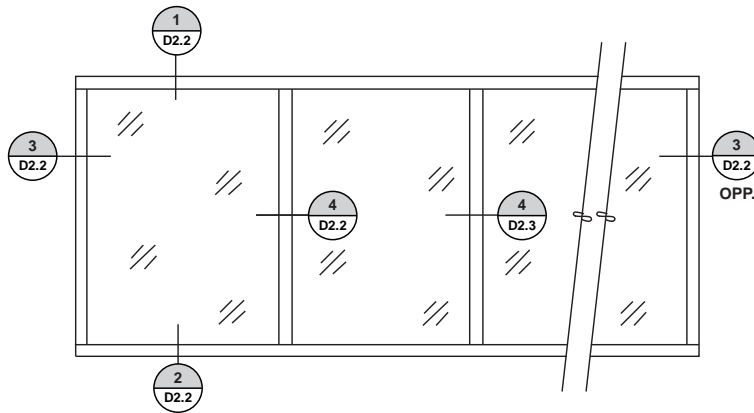
7. Installation.

Storefront framing shall be installed in their correct locations and set level, square and plumb in alignment with other work and substrates, in accordance with the manufacturers installation instructions, approved shop drawings and accepted industry standards. All joints between framing and substrates shall be sealed per sealant manufacturers recommendations to insure a weather tight installation.

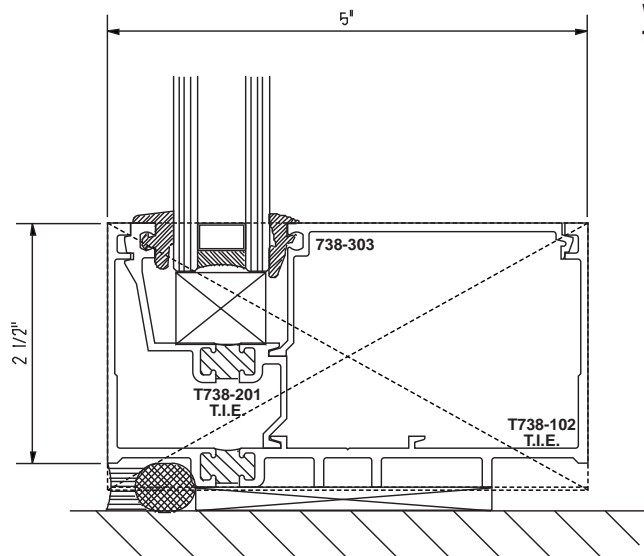
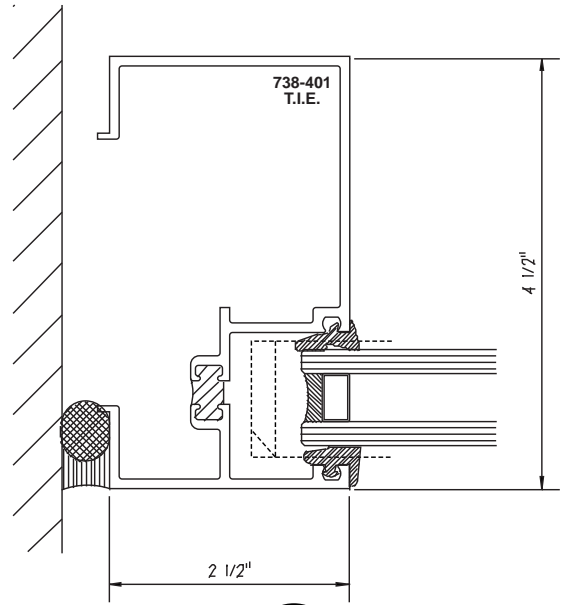
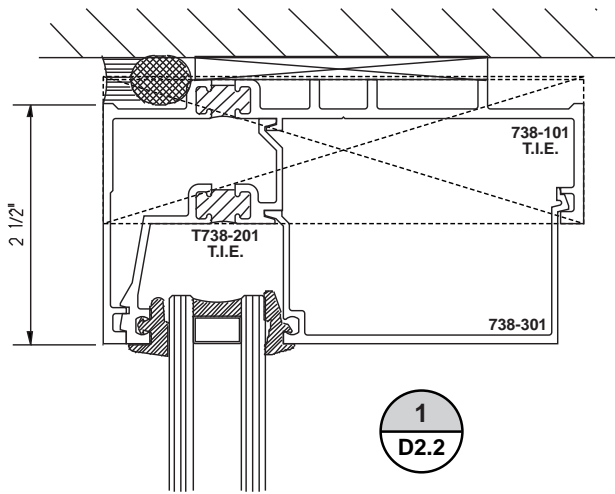
8. Protection and cleaning.

After installation the General Contractor shall protect exposed aluminum surfaces from damage. The General Contractor shall be responsible for final cleaning.

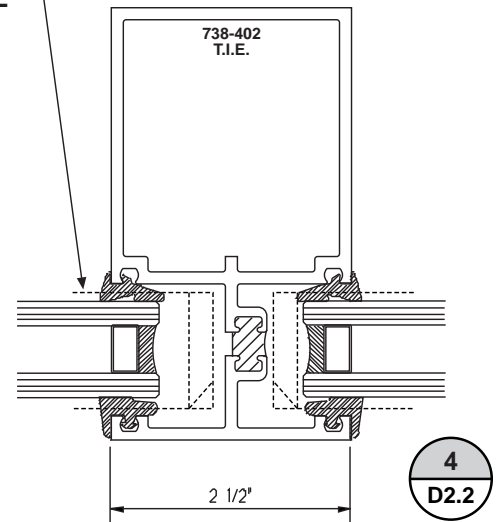
REV. 1.0



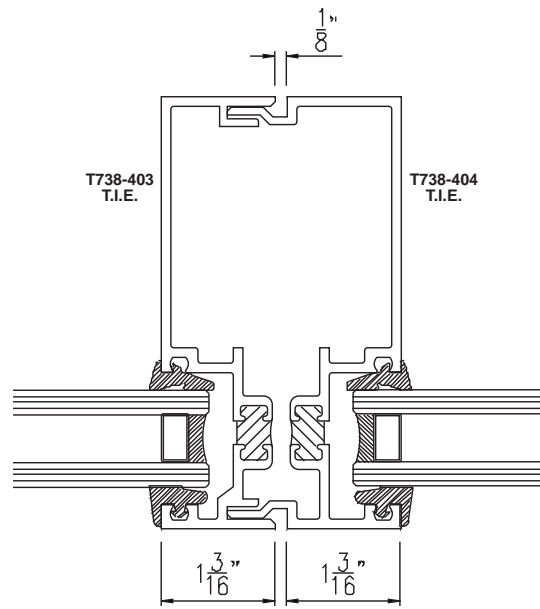
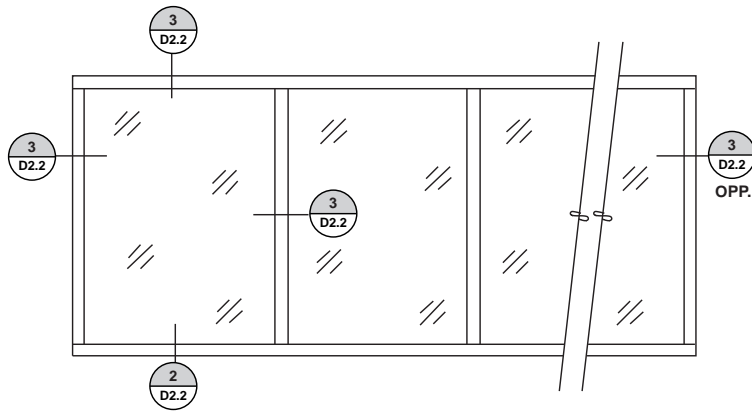
FIXED STRIP WINDOW



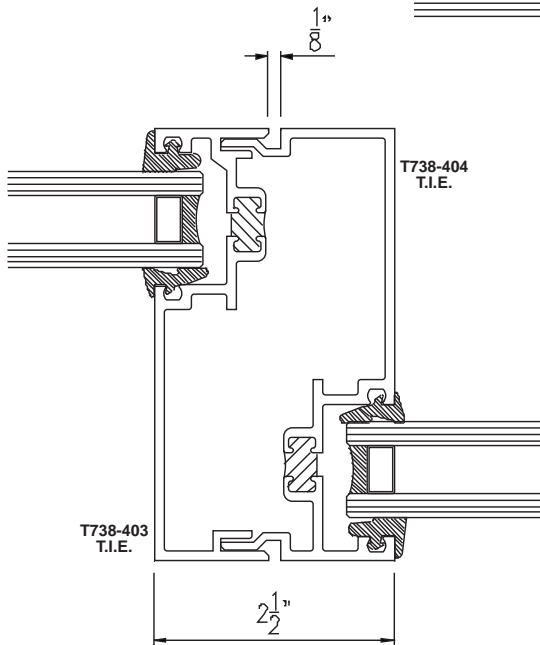
WATER DEFLECTORS TYPICAL



REV. 1.1

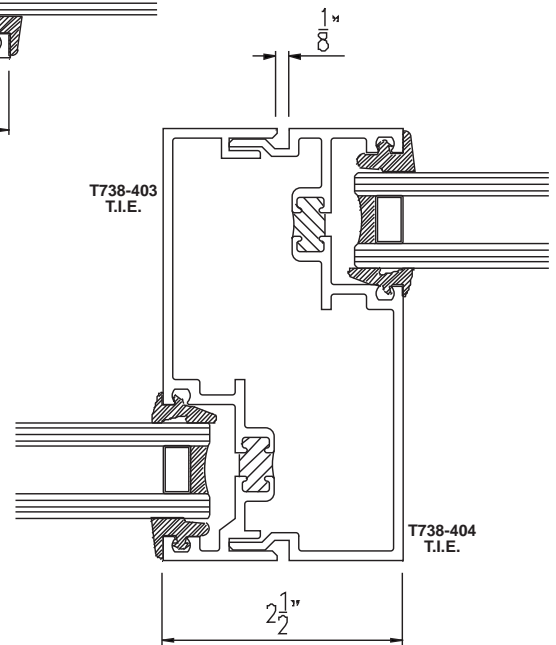


4 D2.3 OPTION #1



4 D2.3

OPTION #2



4 D2.3

OPTION #2

REV. 1.1